

SIGNS:

Parking & Traffic Control

Outdoor Mounts/ Holders/ Stands

Retractable Stands & Hardware

FLAT ALUMINUM STREET NAME SIGNS

- .080 aluminum
- 3/4" radius corners
- 3105-H18
- Double-faced
- Type III High Intensity Prismatic reflective sheeting

Part#	Size
SN-9	6" x Necessary length
SN-9-9	9" x Necessary length

**EXTRUDED ALUMINUM STREET NAME SIGNS**

- Square corners
- Double-faced
- Type III High Intensity Prismatic reflective sheeting

Part#	Size
SN-8	6" x Necessary length
SN-8-9	9" x Necessary length



Additional colors available

Specify uppercase/upper lowercase, with or without border and letter height.

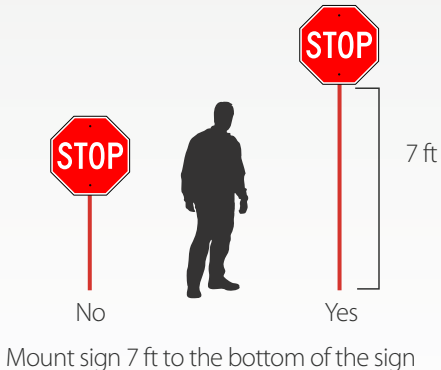
MUTCD SIGN REGULATIONS & REQUIREMENTS**STREET NAME SIGNS**

6" [Main st]

Where the speed limit is 25 mph or less use 6" high sign with 4" high letters

9" [Main st]

Where the speed limit is over 25 mph use 9" high signs with 6" letters

MOUNTING**NEW REQUIRED REFLECTIVITY LEVELS**

For parking signs
Use engineer grade reflective film



For any traffic control or street name signs
Use high intensity prismatic or diamond grade reflective film

CUSTOM LEGEND SIGNS

- .080 aluminum
- Standard federal radius corners
- 3/8" mounting holes
- 3105-H18

Standard letterfont used unless specified otherwise

Background color options: White, Red, Blue, Black, Green, Orange, Yellow & Brown

Font color options: White, Red, Blue, Black, Green, Orange, Yellow & Brown

Border to edge

When ordering please specify quantity, font and background colors, vertical or horizontal mount and exact legend. Sizes W x H

Engineer Grade Prismatic - Type 1 reflective sheeting

Orange EG Signs are made with
3M CW84 Beaded Sheeting

VERTICAL

Part#	Size
RA1218CUSTOM1C	12" x 18"
RA1824CUSTOM1C	18" x 24"
RA2430CUSTOM1C	24" x 30"
RA3036CUSTOM1C	30" x 36"

HORIZONTAL

Part#	Size
RA126CUSTOM1C	12" x 6"
RA1812CUSTOM1C	18" x 12"
RA2418CUSTOM1C	24" x 18"
RA3024CUSTOM1C	30" x 24"

SQUARE

Part#	Size
RA125QCUSTOM1C	12" x 12"
RA185QCUSTOM1C	18" x 18"
RA245QCUSTOM1C	24" x 24"
RA305QCUSTOM1C	30" x 30"
RA365QCUSTOM1C	36" x 36"

DIAMOND

Part#	Size
RA24DIACUSTOM1C	24" x 24"
RA30DIACUSTOM1C	30" x 30"
RA36DIACUSTOM1C	36" x 36"

High-Intensity Prismatic - Type 3 reflective sheeting

VERTICAL

Part#	Size
HIA1218CUSTOM1C	12" x 18"
HIA1824CUSTOM1C	18" x 24"
HIA2430CUSTOM1C	24" x 30"
HIA3036CUSTOM1C	30" x 36"

HORIZONTAL

Part#	Size
HIA126CUSTOM1C	12" x 6"
HIA1812CUSTOM1C	18" x 12"
HIA2418CUSTOM1C	24" x 18"
HIA3024CUSTOM1C	30" x 24"

SQUARE

Part#	Size
HIA125QCUSTOM1C	12" x 12"
HIA185QCUSTOM1C	18" x 18"
HIA245QCUSTOM1C	24" x 24"
HIA305QCUSTOM1C	30" x 30"
HIA365QCUSTOM1C	36" x 36"

DIAMOND

Part#	Size
HIA24DIACUSTOM1C	24" x 24"
HIA30DIACUSTOM1C	30" x 30"
HIA36DIACUSTOM1C	36" x 36"
HIA48DIACUSTOM1C	48" x 48"

Diamond Grade (DG3) - Type XI reflective sheeting

Fluorescent Orange DG signs are made
with 3M 3924 Diamond Grade Sheeting

VERTICAL

Part#	Size
DG1218CUSTOM1C	12" x 18"
DG1824CUSTOM1C	18" x 24"
DG2430CUSTOM1C	24" x 30"
DG3036CUSTOM1C	30" x 36"

HORIZONTAL

Part#	Size
DG126CUSTOM1C	12" x 6"
DG1812CUSTOM1C	18" x 12"
DG2418CUSTOM1C	24" x 18"
DG3024CUSTOM1C	30" x 24"

SQUARE

Part#	Size
DG125QCUSTOM1C	12" x 12"
DG185QCUSTOM1C	18" x 18"
DG245QCUSTOM1C	24" x 24"
DG305QCUSTOM1C	30" x 30"
DG365QCUSTOM1C	36" x 36"

DIAMOND

Part#	Size
DG24DIACUSTOM1C	24" x 24"
DG30DIACUSTOM1C	30" x 30"
DG36DIACUSTOM1C	36" x 36"
DG48DIACUSTOM1C	48" x 48"

ADD-A-LEGEND SIGNS

- .080 Aluminum
- Standard federal radius corners
- 3/8" mounting holes
- 3105-H18
- Type I reflective sheeting



12" x 18"
G-14RA5



12" x 18"
G-15RA5



12" x 18"
CW-18RA5



12" x 18"
G-16RA5



12" x 18"
G-17RA5



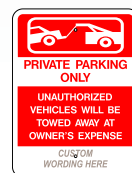
12" x 18"
R7-100SRA5B



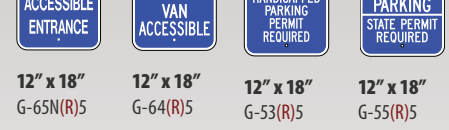
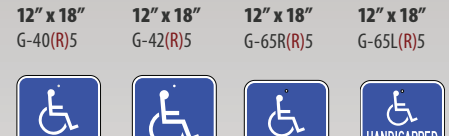
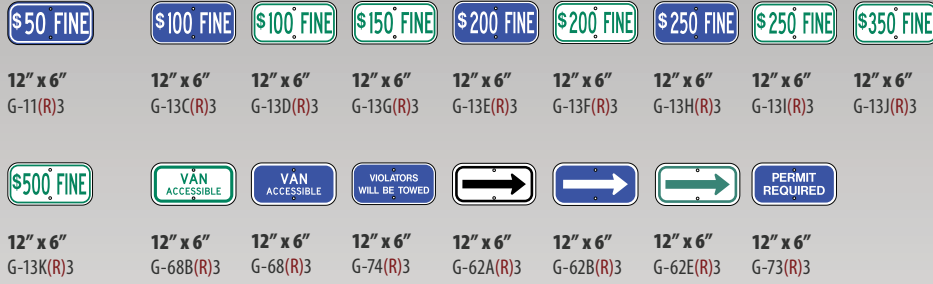
18" x 24"
CW-14RA9



18" x 24"
CW-16RA9



18" x 24"
CW-17RA9



Alabama 12" x 18" AL1218(R)5
Arkansas 12" x 18" AR1218(R)5
Arizona 12" x 18" AZ1218(R)5
Arizona 12" x 24" AZ1224(R)
California 24" x 24" CA2424(R)
California 12" x 24" CA1224(R)
California 12" x 24" CA1224V(R)

12" x 18" G-40(R)5
 12" x 18" G-42(R)5
 12" x 18" G-65R(R)5
 12" x 18" G-65L(R)5
 12" x 18" G-65N(R)5
 12" x 18" G-64(R)5
 12" x 18" G-53(R)5
 12" x 18" G-55(R)5
 12" x 18" R7-8(R)5
 12" x 18" R7-8N(R)5
 12" x 18" R7-8B(R)5
 12" x 18" R7-8VA(R)5

Space for arrows



Connecticut 12" x 24" CT1224N(R)
Connecticut 12" x 24" CT1224(R)
Florida 12" x 18" G-61(R)5
S. Florida 12" x 18" G-61MD(R)5
Georgia 12" x 18" GA1218(R)
Hawaii 12" x 18" HA1218(R)5
Hawaii 12" x 18" HA1218B(R)5
Massachusetts 12" x 18" MA1218(R)5
Minnesota 12" x 18" MN1218(R)5
Missouri 12" x 18" G-300(R)5
Missouri 12" x 6" G-301(R)3
Missouri 12" x 6" G-301A(R)3



Nevada 12" x 18" NV1218(R)5
New Jersey 10" x 12" R-1012(R)
N. Carolina 12" x 26" R7-8E(R)
N. Carolina 12" x 26" R7-8EN(R)
N. Carolina 12" x 9" G-86(R)3
N. Carolina 12" x 9" R7-8D(R)
N. Dakota 12" x 18" ND1218(R)5
Oregon 12" x 18" OR1218(R)5
Pennsylvania 12" x 18" PA1218(R)5
Tennessee 12" x 18" TN1218(R)
Texas 12" x 24" TX1224N(R)
Virginia 12" x 18" VA1218(R)



Washington 12" x 18" WA1218(R)5
Wisconsin 12" x 18" WI1218(R)5
Wyoming 18" x 24" WY1824(R)9
 12" x 12" D9-6(R)4
 18" x 18" D9-6(R)8

Part# 66D Size 6" x 6"

REPLACE (R) WITH:
RA - Engineer Grade Prismatic
HIA - High Intensity Prismatic
DG - Diamond Grade Prismatic

- Place these 6" x 6" pressure sensitive decals on any smooth clean surface.
- Great for making accessible entrances to buildings.
- Made of high performance outdoor grade vinyl.



18" x 18" R1-1(R)8
24" x 24" R1-1(R)16
30" x 30" R1-1(R)22
36" x 36" R1-1(R)29



24" x 24" x 24" R1-2(R)16
30" x 30" x 30" R1-2(R)22
36" x 36" x 36" R1-2(R)27



18" x 18" R5-1(R)8
24" x 24" R5-1(R)16
30" x 30" R5-1(R)22



12" x 6" R1-3A(R)3
12" x 6" R1-3B(R)3



12" x 6" R1-3C(R)3
18" x 6" R1-4(R)6



30" x 18" R-10(R)20




30" x 18" R5-9(R)15
36" x 24" R5-9(R)26



24" x 30" R2-5C(R)17



24" x 30" R2-5A(R)17



24" x 30" R2-5E(R)17



12" x 18" R2-1(R)5*
18" x 24" R2-1(R)9*
24" x 30" R2-1(R)17*



24" x 24" R2-2(R)16
30" x 30" R2-2(R)27



24" x 18" R10-19(R)15
36" x 30" R10-19(R)29

* Specify MPH in increments of 5, from 5-55



24" x 24" R3-15(R)16
30" x 30" R3-15(R)22



24" x 24" R3-25(R)16
30" x 30" R3-25(R)22



24" x 24" R3-45(R)16
30" x 30" R3-45(R)22



12" x 12" R8-35(R)4
30" x 30" R8-35(R)22



24" x 24" R5-25(R)16
30" x 30" R5-25(R)22



24" x 24" R3-18(R)16
30" x 30" R3-18(R)22



24" x 24" R5-1A(R)16



24" x 24" R5-2A(R)16



24" x 24" R11-5(R)16



24" x 24" R5-5B(R)16
36" x 36" R5-5B(R)27



24" x 24" R5-3(R)16



24" x 18" R4-7P(R)15



24" x 18" R5-2P(R)15



24" x 18" R3-1P(R)15



24" x 18" R3-2P(R)15



24" x 18" R14-2(R)15



18" x 24" R14-3(R)9



24" x 18" R3-4P(R)15



18" x 24" R3-4A(R)9



30" x 30" R1-5L(R)22



30" x 30" R1-5R(R)22



18" x 24" R1-5AL(R)9



18" x 24" R1-5AR(R)9



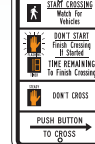
9" x 12" R10-3B(R)38



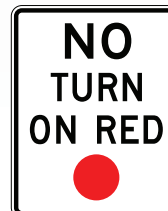
9" x 12" R10-3C(R)38



9" x 12" R10-3D(R)38



9" x 15" R10-3E(R)39




18" x 24" R10-11(R)9
24" x 30" R10-11(R)17

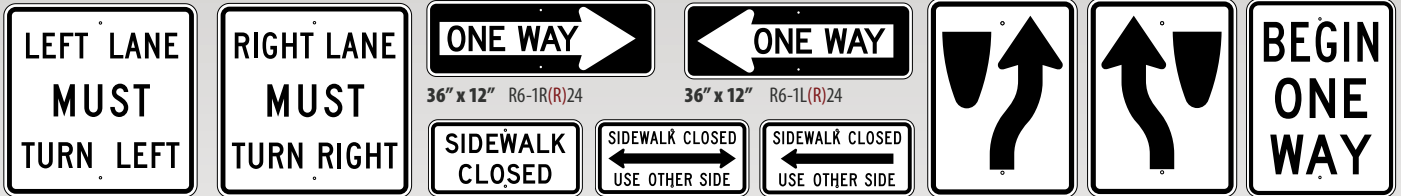


18" x 24" R10-12(R)9
24" x 30" R10-12(R)17

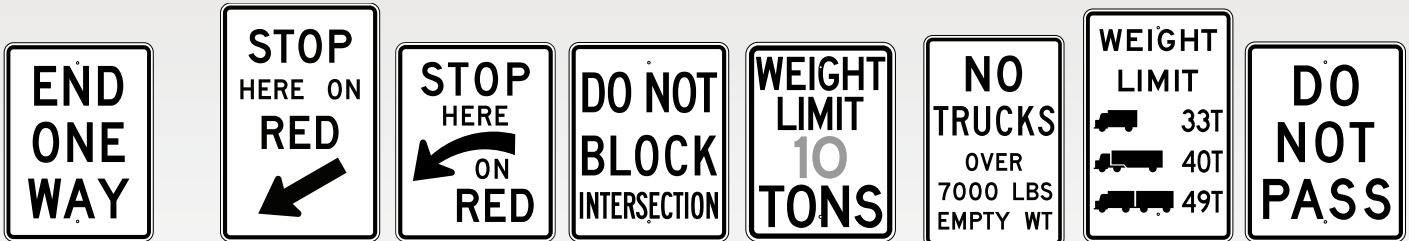
REPLACE (R) WITH: RA - Engineer Grade Prismatic • HIA - High Intensity Prismatic • DG - Diamond Grade Prismatic



18" x 24" R4-7A(R)9 18" x 24" R4-8A(R)9 18" x 24" R6-2R(R)9 18" x 24" R6-2L(R)9 18" x 24" R-63(R)9 18" x 24" R5-805(R)9 18" x 24" R5-804(R)9 18" x 24" R-95(R)9 18" x 24" R-94(R)9 18" x 24" R3-1A(R)9 18" x 24" R3-2A(R)9




30" x 30" R3-7L(R)22 30" x 30" R3-7R(R)22 36" x 12" R6-1R(R)24 36" x 12" R6-1L(R)24 24" x 12" R9-9(R)13 24" x 12" R9-10(R)13 24" x 12" R9-11A(R)13 24" x 30" R4-7S(R)17 24" x 30" R4-8S(R)17 24" x 30" R6-6(R)17



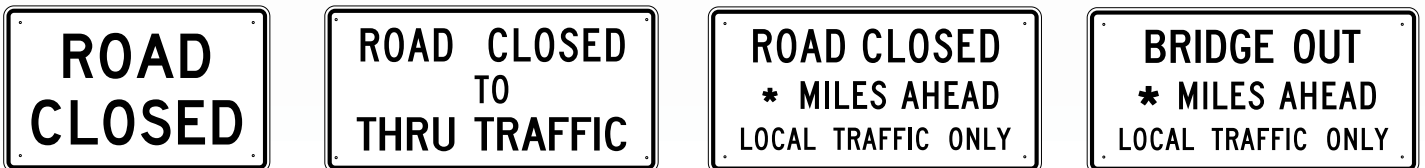
24" x 30" R6-7(R)17 24" x 36" R10-6(R)18 24" x 30" R10-6A(R)17 24" x 30" R10-7(R)17 18" x 24" R12-1(R)9 24" x 30" R12-1(R)17 18" x 24" R15-2(R)16 24" x 36" R12-5(R)23 24" x 30" R4-1(R)17

Specify weight limits

Specify weight limits



30" x 36" R3-5A(R)23 30" x 36" R3-5R(R)23 30" x 36" R3-5L(R)23 24" x 36" R3-9B(R)18 30" x 30" R3-8(R)22 48" x 30" R11-2B(R)31



48" x 30" R11-2(R)31 60" x 30" R11-4(R)34 Must ship motor freight 60" x 30" R11-3(R)34 Must ship motor freight *Specify miles 60" x 30" R11-3B(R)34 Must ship motor freight *Specify miles



12" x 18" R-70(R)5 12" x 18" R-45R(R)5 12" x 18" R-45L(R)5 12" x 18" R-46(R)5 12" x 18" R-18(R)5 12" x 18" R-71R(R)5 12" x 18" R-71L(R)5 12" x 18" R-71(R)5 12" x 18" R-42(R)5 12" x 18" R-42R(R)5 12" x 18" R-42L(R)5 12" x 18" R-43(R)5 12" x 18" R-83(R)5



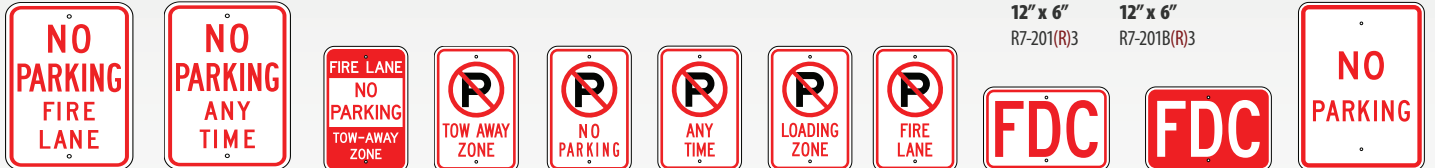
12" x 18" R-40(R)5 12" x 18" R-86(R)5 12" x 18" R-84(R)5 12" x 18" R-76(R)5 12" x 18" R-77(R)5 12" x 18" R-80(R)5 12" x 18" R-201(R)5 12" x 18" R-76(R)5 12" x 18" R-114(R)5 12" x 18" R-53(R)5 12" x 18" R-54R(R)5 12" x 18" R-54(R)5 12" x 18" R-54L(R)5



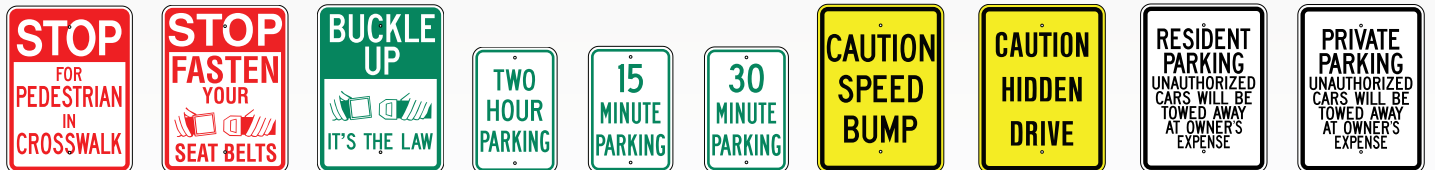
12" x 18" R-49(R)5 12" x 18" R-74(R)5 12" x 18" R-79(R)5 12" x 18" R-78(R)5 12" x 18" R-55(R)5 12" x 18" R-71(R)5 12" x 18" R-34(R)5 12" x 18" R-72(R)5 12" x 18" R-96(R)5 12" x 18" R-200(R)5 12" x 18" R-400(R)5 12" x 18" R-89(R)5 12" x 18" R-98(R)5



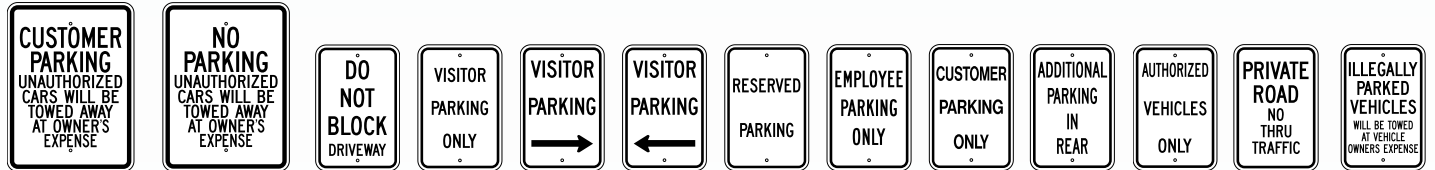
12" x 18" R-110(R)5 12" x 18" R-88(R)5 12" x 18" R-90(R)5 12" x 18" R-91(R)5 12" x 18" R-92(R)5 12" x 18" R-107(R)5 12" x 18" R-97(R)5 12" x 18" S2-14(R)5 12" x 18" R-111(R)5 12" x 6" G-62C(R)3 12" x 6" G-62D(R)3 12" x 18" R-100S(R)5 12" x 18" R-101(R)5



18" x 24" R-53(R)9 18" x 24" R-18(R)9 12" x 18" R-401(R)5 12" x 18" R-100(R)5 12" x 18" R-101(R)5 12" x 18" R-102(R)5 12" x 18" R-103(R)5 12" x 18" R-104(R)5 18" x 12" G-205(R)5 18" x 12" G-206(R)5 18" x 24" R-3(R)9



18" x 24" G-10(R)9 18" x 24" G-50(R)9 18" x 24" G-51(R)9 12" x 18" R-68B(R)5 12" x 18" R-69C(R)5 12" x 18" R-69D(R)5 18" x 24" G-52(R)9 18" x 24" G-118(R)9 18" x 24" G-88(R)9 18" x 24" G-44(R)9



18" x 24" G-45(R)9 18" x 24" G-99(R)9 12" x 18" G-21(R)5 12" x 18" G-27(R)5 12" x 18" G-28R(R)5 12" x 18" G-28L(R)5 12" x 18" G-29(R)5 12" x 18" G-22(R)5 12" x 18" G-78(R)5 12" x 18" R-73(R)5 12" x 18" G-20(R)5 12" x 18" G-115(R)5 12" x 18" G-116(R)5



12" x 18" G-49(R)5 12" x 18" G-80(R)5 12" x 18" G-81(R)5 12" x 18" R-115(R)5 12" x 18" R-105(R)5 12" x 18" G-83(R)5 12" x 18" G-84(R)5 12" x 18" G-85(R)5 12" x 18" G-86(R)5 12" x 18" G-89(R)5 12" x 18" G-90(R)5 12" x 18" G-75(R)5 12" x 18" R-202(R)5



18" x 12"
G-47(R)5



18" x 12"
G-92(R)5



18" x 12"
G-93(R)5



18" x 12"
G-94(R)5



18" x 12"
G-37(R)5



18" x 12"
G-56(R)5



18" x 12"
G-76(R)5



18" x 12"
G-70(R)5



18" x 12"
G-48(R)5



18" x 12"
G-209(R)5



18" x 12"
G-34(R)5



18" x 12"
G-35R(R)5



18" x 12"
G-35L(R)5



18" x 12"
G-36(R)5



18" x 12"
G-31(R)5



18" x 12"
G-32R(R)5



18" x 12"
G-32L(R)5



18" x 12"
G-33(R)5



18" x 12"
G-30(R)5



18" x 18"
G-110(R)8




18" x 18"
G-113R(R)8




18" x 18"
G-113L(R)8



18" x 18"
G-111(R)8



18" x 18"
G-112R(R)8



18" x 18"
G-112L(R)8

GUIDE SIGNS

*Federal version shown, individual state symbols also available



24" x 24" M1-1(R)16
36" x 36" M1-1(R)27



24" x 24" M1-2(R)16
36" x 36" M1-2(R)27



24" x 24" M1-3(R)16
36" x 36" M1-3(R)27



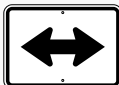
24" x 24" M1-4(R)16
36" x 36" M1-4(R)27



24" x 24" M1-5(R)16
36" x 36" M1-5(R)27



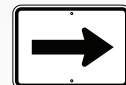
18" x 18" M1-6(R)8
24" x 24" M1-6(R)16
36" x 36" M1-6(R)27



21" x 15"
M6-4(R)13



21" x 15"
M6-4(R)13BU



21" x 15"
M6-1(R)10



21" x 15"
M6-1(R)10BU



21" x 15"
M6-3(R)10



21" x 15"
M6-3(R)10BU



21" x 15"
M5-1(R)10



21" x 15"
M5-1(R)10BU



21" x 15"
M2-1(R)10



21" x 15"
M2-1(R)10BU



24" x 12"
M4-5(R)13



24" x 12"
M4-5(R)13BU



24" x 12"
M4-4(R)13



24" x 12"
M4-6(R)13



24" x 12"
M4-6(R)13BU



24" x 12"
M3-2(R)13



24" x 12"
M3-2(R)13BU



24" x 12"
M3-3(R)13



24" x 12"
M3-3(R)13BU



24" x 12"
M3-4(R)13




24" x 12"
M3-4(R)13BU



24" x 12"
M3-1(R)13



24" x 12"
M3-1(R)13BU




24" x 30"
S2-8(R)17



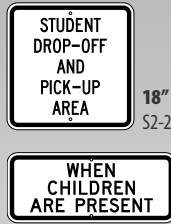
18" x 24"
S2-9(R)9



18" x 24"
S2-10(R)9




24" x 30"
S5-2(R)17




24" x 10"
S4-2(R)13



18" x 18"
S2-23(R)8



24" x 48"
S4-7(R)19



24" x 48"
S5-1(R)19



18" x 24"
G-200(R)9



18" x 24"
G-8(R)9



18" x 24"
G-1(R)9



18" x 24"
G-2(R)9



18" x 24"
G-4(R)9



30" x 30"
W15-15(R)22



30" x 30"
S3-15(R)22*




24" x 24" W-29(R)16
30" x 30" W-29(R)22



30" x 30"
S3-1(R)22



30" x 30"
S4-5(R)22*



30" x 30" S1-1(R)22
36" x 36" S1-1(R)27



24" x 8"
S4-3(R)12



AHEAD
24" x 12" W16-9P(R)13
30" x 18" W16-9P(R)12



ARROW
24" x 12" W16-7A(R)14
30" x 18" W16-7A(R)20

Diamond Grade is fluorescent yellow/green prismatic sheeting on .080 aluminum. These meet federal highway administration regulations.

MUTCD requires the use of the ahead and arrow sign under the S1-1 to designate the crosswalk being ahead and at the crosswalk.

Replace the first "A" with an "R" for right arrows

STOP/SLOW PADDLES



- 24" x 24", double-sided octagon
- High intensity prismatic
- .063 aluminum
- 6' wooden handle
- Not assembled

Part# Wording
HS-13 STOP/SLOW



- 24" x 24", double-sided octagon
- Engineer grade reflective
- .040 aluminum
- 6' wooden handle
- Not assembled

Part# Wording
HS-12 STOP/SLOW



- 18" x 18", double-sided octagon
- Baked enamel .040 aluminum
- 6' wooden handle
- Not assembled

Part# Wording
HS-10 STOP/STOP
HS-11 STOP/SLOW



HS-1



HS-2

- 18" x 18", double-sided octagon
- Baked enamel .040 aluminum
- 10" wooden handle
- Perfect for crosswalk use
- Not assembled

Part# Wording
HS-1 STOP/SLOW
HS-2 STOP/STOP

POST REFLECTORS



- Increase sign visibility day or night
- Promote safety
- Use on U-Channel, square, or round sign posts
- Reflective one side only
- .080 aluminum

NOW AVAILABLE IN HIGH INTENSITY FINISH!

3" x 30" Size

Part#	Description
PF318ER	Red Engineer Grade
PF318RHI	Red High Intensity
PF318YHI	Yellow High Intensity
PF318DGY	Yellow/Green Diamond Grade

3" x 72" Size

Part#	Description
PF319RHI	Red High Intensity
PF319YHI	Yellow High Intensity
PF319YDGY	Yellow/Green Diamond Grade

COURTESY SIGNS



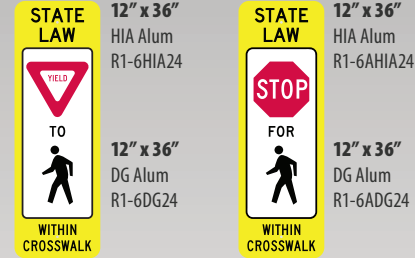
12" x 18" R-210(R)5
 12" x 18" R-116(R)5
 12" x 18" R-117(R)5
 12" x 18" R-118(R)5

DRIVE CAREFULLY SIGNS



18" x 24" S-1824(R)
 24" x 18" S-2418(R)

CROSSWALK SIGNS



12" x 36" HIA Alum R1-6HIA24
 12" x 36" DG Alum R1-6DG24
 12" x 36" DG Alum R1-6ADG24
 Single sided
 DG version made of flourescent yellow/green prismatic sheeting

PEDESTRIAN CROSSWALK

Base Included

- Plastic, double-faced
- Overall Height - 43"
- Panel Size: 12" x 36"
- 3M Fluorescent Yellow Green DG³ Sheeting
- Inserts: 10" x 24"
- 3M High Intensity Prismatic Sheeting
- Equipped with an Anti-Twist Feature
- Meets or Exceeds MUTCD specifications



POOL | SWIMMING SIGNS



12" x 18" S2-21(R)5
 18" x 18" S2-18(R)8
 18" x 18" S2-19(R)8
 18" x 12" S2-20(R)5

SURVEILLANCE SIGNS



18" x 24" G-117(R)9
 18" x 24" G-400(R)9

NEIGHBORHOOD WATCH



18" x 24" G-46(R)9*
 12" x 18" G-120(R)5*

CELL PHONE USE



24" x 18" S7-1T(R)

SNOW ROUTE SIGNS



18" x 24" R7-203(R)9
 12" x 18" SR-3(R)5
 12" x 9" R10-7(R)1

INFORMATIONAL SIGNS



24" x 24" D9-2S(R)16



24" x 6" D9-2P(R)11



24" x 6" D9-2B(R)11



24" x 24" D9-3A(R)16



24" x 6" D9-3P(R)11



30" x 24" R3-17(R)



30" x 12" R3-17B(R)



24" x 24" I-8(R)16



24" x 6" I-8P(R)11



24" x 6" D11-1B(R)11



24" x 18" D11-1S(R)15



18" x 15" D4-1(R)7

Specify Arrow Direction



30" x 12" R3-17A(R)



48" x 18" M4-10R(R)29 48" x 18" M4-10L(R)29 36" x 18" G20-2B(R)25 24" x 18" W16-2P(R)15 # - Specify feet 24" x 18" M4-BA(R)15 60" x 24" G20-2(R)33



30" x 24" M4-9R(R)21 30" x 24" M4-9L(R)21

For 48" x 48" Signs

LEFT 20" x 7" W20-5PL(R)43

RIGHT 20" x 7" W20-5PR(R)43

REPLACE (R) WITH
RA - Engineer Grade
HIA - High Intensity Prismatic
DG - Diamond Grade Prismatic

Must ship motor freight # - Specify miles
60" x 36" G20-1(R)35

Replace * with: AHEAD, 500 FEET, 1000 FEET, 1500 FEET, or MILES

A-FRAME STAND

- Comes with single-sided Men Working Sign, 24" x 24"
- Available in Type I reflective sheeting on .080 aluminum finish
- Frame constructed of sturdy angle iron
- Use self tapping screws to mount signs.
- Folds for easy storage and small parcel shipment



Part#	Description
AFMONLY	Metal Frame Only
AFMWRA	Metal Frame & Men Working Sign

SIGN STAND

- Heavy duty Tripod will accommodate 24" thru 48" diamond mesh or metal signs
- Folds for easy storage and small parcel shipment
- For temporary use only
- Weighs 14 lbs and stands 60" tall



Part#
TP1

ALUMINUM DELINEATOR

- 3" x 8", .080 aluminum back
- Engineer grade prismatic reflective


Part#	Color
RF-6A	Amber
RF-6R	Red
RF-6W	White



PLASTIC REFLECTOR

- 3" diameter
- 3/16" hole


Part#	Color
RF-1A	Amber
RF-1R	Red
RF-1W	White



ALUMINUM REFLECTOR

- 3" diameter
- 3/16" hole
- .080 aluminum back

Part#	Color
RF-1AAlum	Amber
RF-1WAlum	White



ALUMINUM DELINEATOR

- 3" x 8" .080 aluminum
- High intensity prismatic sheeting


Part#	Color
RF-6AHI	Amber
RF-6WHI	White



OM4-1 HIGH INTENSITY REFLECTOR

- 18" x 18" - 3" plastic buttons on .080 aluminum sheeted with high intensity


Part#	Color
RF-9AHI	Amber
RF-9RHI	Red



OM4-1 BAKED ENAMEL REFLECTOR

- 18" x 18" - 3" plastic buttons on .080 aluminum non-reflective back.

Part#	Color
RF-9A	Amber
RF-9R	Red
RF-9RBK	Red on Black



BUTTON ON ALUMINUM

- 6" x 15" .080 baked enamel aluminum back
- 3" diameter plastic buttons

Part#	Color
RF-3A	Amber
RF-3R	Red



OM4-3 END OF ROAD MARKER

- 18" x 18" .080 aluminum
- High intensity red

Part#	Color
OM4-3HIA	Red



SLOW MOVING VEHICLE

- High intensity reflective on steel
- Mounts to vehicle to warn of slow moving hazard

Part#
M10-1105-2A



12" x 36" OM-3C(R)24
12" x 36" G-105R(R)24
12" x 36" G-105L(R)24



10" x 30" G-105R(R)2
10" x 30" G-105L(R)2



6" x 24" G-105R(R)11
6" x 24" G-105L(R)11

WARNING SIGNS

.080 Aluminum



4" x 4" OM-EYE(R)1W



4" x 4" OM-EYE(R)1Y



4" x 4" OM4-EYE(R)1R



36" x 48" x 48" W14-3(R)



18" x 18" W13-1(R)8
Specify miles per hour in increments of 5, from 5 to 55



36" x 8" W14-1AL(R)



36" x 8" W14-2AL(R)



12" x 18" W1-8(R)5
18" x 24" W1-8(R)9



36" x 8" W14-1AR(R)



36" x 8" W14-2AR(R)



18" x 12" W11-2P(R)5
24" x 18" W11-2P(R)15




18" x 12" W11-15P(R)51
24" x 18" W11-15P(R)15


3M 4083 Diamond Grade *

3M 4083 Diamond Grade *

*3M 4083 DG3 Fluorescent Yellow Green



36" x 18" W1-6(R)25
48" x 24" W1-6(R)30



36" x 18" W1-7(R)25
48" x 24" W1-7(R)30

REPLACE (R) WITH
RA - Engineer Grade
HIA - High Intensity Prismatic
DG - Diamond Grade Prismatic



24" W1-1L(R)16
30" W1-1L(R)22
36" W1-1L(R)27



24" W1-1R(R)16
30" W1-1R(R)22
36" W1-1R(R)27



24" W1-2L(R)16
30" W1-2L(R)22
36" W1-2L(R)27



24" W1-2R(R)16
30" W1-2R(R)22
36" W1-2R(R)27



24" W1-3L(R)16
30" W1-3L(R)22
36" W1-3L(R)27



24" W1-3R(R)16
30" W1-3R(R)22
36" W1-3R(R)27



24" W1-4L(R)16
30" W1-4L(R)22
36" W1-4L(R)27



24" W1-4R(R)16
30" W1-4R(R)22
36" W1-4R(R)27



24" W1-5L(R)16
30" W1-5L(R)22
36" W1-5L(R)27



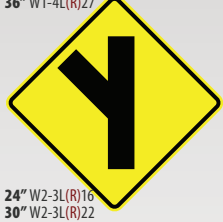
24" W1-5R(R)16
30" W1-5R(R)22
36" W1-5R(R)27



24" W2-1(R)16
30" W2-1(R)22
36" W2-1(R)27



24" W2-2(R)16
30" W2-2(R)22
36" W2-2(R)27



24" W2-3L(R)16
30" W2-3L(R)22
36" W2-3L(R)27



24" W2-3R(R)16
30" W2-3R(R)22
36" W2-3R(R)27



24" W2-4(R)16
30" W2-4(R)22
36" W2-4(R)27



24" W2-6(R)16
30" W2-6(R)22
36" W2-6(R)27



24" W2-66(R)16
30" W2-66(R)22
36" W2-66(R)27



24" W3-1A(R)16
30" W3-1A(R)22
36" W3-1A(R)27



24" W3-1S(R)16
30" W3-1S(R)22
36" W3-1S(R)27



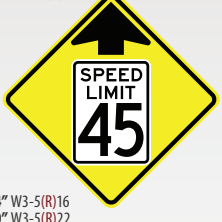
24" W3-2S(R)16
30" W3-2S(R)22
36" W3-2S(R)27



24" W3-3S(R)16
30" W3-3S(R)22
36" W3-3S(R)27



24" W-34(R)16
30" W-34(R)22
36" W-34(R)27



24" W3-5(R)16
30" W3-5(R)22
36" W3-5(R)27



24" W4-2(R)16
30" W4-2(R)22
36" W4-2(R)27



24" W4-2L(R)16
30" W4-2L(R)22
36" W4-2L(R)27



24" W4-3(R)16
30" W4-3(R)22
36" W4-3(R)27



24" W5-1(R)16
30" W5-1(R)22
36" W5-1(R)27



24" W5-2A(R)16
30" W5-2A(R)22
36" W5-2A(R)27



24" W5-3(R)16
30" W5-3(R)22
36" W5-3(R)27



24" W5-5(R)16
30" W5-5(R)22
36" W5-5(R)27



24" W6-3S(R)16
30" W6-3S(R)22
36" W6-3S(R)27



24" W-62(R)16
30" W-62(R)22
36" W-62(R)27



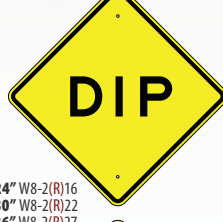
24" W-64(R)16
30" W-64(R)22
36" W-64(R)27



24" W7-1S(R)16
30" W7-1S(R)22
36" W7-1S(R)27



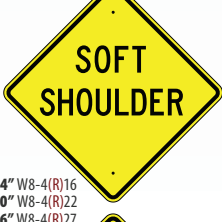
24" W8-1(R)16
30" W8-1(R)22
36" W8-1(R)27



24" W8-2(R)16
30" W8-2(R)22
36" W8-2(R)27



24" W8-3A(R)16
30" W8-3A(R)22
36" W8-3A(R)27



24" W8-4(R)16
30" W8-4(R)22
36" W8-4(R)27



24" W8-5A(R)16
30" W8-5A(R)22
36" W8-5A(R)27



24" W8-5S(R)16
30" W8-5S(R)22
36" W8-5S(R)27



24" W8-6(R)16
30" W8-6(R)22
36" W8-6(R)27



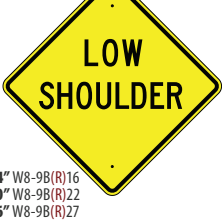
24" W8-7(R)16
30" W8-7(R)22
36" W8-7(R)27



24" W8-8(R)16
30" W8-8(R)22
36" W8-8(R)27



24" W8-9(R)16
30" W8-9(R)22
36" W8-9(R)27



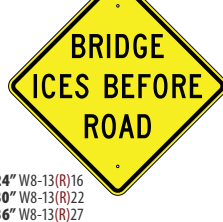
24" W8-9B(R)16
30" W8-9B(R)22
36" W8-9B(R)27



24" W8-11(R)16
30" W8-11(R)22
36" W8-11(R)27



24" W8-11A(R)16
30" W8-11A(R)22
36" W8-11A(R)27



24" W8-13(R)16
30" W8-13(R)22
36" W8-13(R)27



24" W8-18(R)16
30" W8-18(R)22
36" W8-18(R)27



24" W9-1(R)16
30" W9-1(R)22
36" W9-1(R)27



24" W9-1L(R)16
30" W9-1L(R)22
36" W9-1L(R)27



24" W9-2(R)16
30" W9-2(R)22
36" W9-2(R)27



24" W9-2R(R)16
30" W9-2R(R)22
36" W9-2R(R)27



24" W11-15(R)16
30" W11-15(R)22
36" W11-15(R)27



24" W11-2A(R)16
30" W11-2A(R)22
36" W11-2A(R)27

3M 4083
Diamond
Grade*



24" W11-3S(R)16
30" W11-3S(R)22
36" W11-3S(R)27



24" W11-4S(R)16
30" W11-4S(R)22
36" W11-4S(R)27



24" W11-5S(R)16
30" W11-5S(R)22
36" W11-5S(R)27



24" W11-6S(R)16
30" W11-6S(R)22
36" W11-6S(R)27



24" W11-7S(R)16
30" W11-7S(R)22
36" W11-7S(R)27



24" W11-8S(R)16
30" W11-8S(R)22
36" W11-8S(R)27



24" W11-10S(R)16
30" W11-10S(R)22
36" W11-10S(R)27



24" W11-11S(R)16
30" W11-11S(R)22
36" W11-11S(R)27



24" W11-14(R)16
30" W11-14(R)22
36" W11-14(R)27



18" x 18"
W11-15(R)8

3M 4083
Diamond
Grade*



24" W12-1(R)16
30" W12-1(R)22
36" W12-1(R)27



24" W12-2S(R)16
30" W12-2S(R)22
36" W12-2S(R)27

Specify height



24" W14-4(R)16
30" W14-4(R)22
36" W14-4(R)27



24" W14-2(R)16
30" W14-2(R)22
36" W14-2(R)27



24" W14-1(R)16
30" W14-1(R)22
36" W14-1(R)27



24" W15-6(R)16
30" W15-6(R)22
36" W15-6(R)27



24" W16-3(R)16
30" W16-3(R)22
36" W16-3(R)27




24" W16-4(R)16
30" W16-4(R)22
36" W16-4(R)27



24" W16-5(R)16
30" W16-5(R)22
36" W16-5(R)27



24" W16-7(R)16
30" W16-7(R)22
36" W16-7(R)27



24" W16-9(R)16
30" W16-9(R)22
36" W16-9(R)27



24" W17-1(R)16
30" W17-1(R)22
36" W17-1(R)27



24" W17-1A(R)16
30" W17-1A(R)22
36" W17-1A(R)27



24" W18-1(R)16
30" W18-1(R)22
36" W18-1(R)27



24" W18-2(R)16
30" W18-2(R)22
36" W18-2(R)27



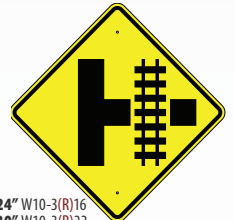
24" W18-5(R)16
30" W18-5(R)22
36" W18-5(R)27



24" W10-1(R)16
30" W10-1(R)22
36" W10-1(R)27



24" W10-2(R)16
30" W10-2(R)22
36" W10-2(R)27



24" W10-3(R)16
30" W10-3(R)22
36" W10-3(R)27



24" W10-4(R)16
30" W10-4(R)22
36" W10-4(R)27



48" x 9"
R15-1(R)



27" x 18"
R15-2(R)

*3M 4083 DG3 Fluorescent Yellow Green

REPLACE (R) WITH
RA -Engineer Grade Prismatic
HIA - High Intensity Prismatic
DG - Diamond Grade Prismatic



36" RUW3-4(R)27
48" RUW3-4(R)32



36" RUW8-1(R)27
48" RUW8-1(R)32



36" RUW36-(R)27
48" RUW36-(R)32



36" RUW37-(R)27
48" RUW37-(R)32



36" RUW41-8(R)27
48" RUW41-8(R)32



36" RUW15-1(R)27
48" RUW15-1(R)32



36" RUW9-2L(R)27
48" RUW9-2L(R)32



36" RUW9-2R(R)27
48" RUW9-2R(R)32



36" RUW20-1(R)27
48" RUW20-1(R)32



36" RUW20-3R(R)27
48" RUW20-3R(R)32



36" RUW20-2(R)27
48" RUW20-2(R)32



36" RUW20-4(R)27
48" RUW20-4(R)32



36" RUW20-05L(R)27
48" RUW20-05L(R)32



36" RUW20-05R(R)27
48" RUW20-05R(R)32



36" RUW20-5L(R)27
48" RUW20-5L(R)32



36" RUW20-5R(R)27
48" RUW20-5R(R)32



36" RUW20-7A(R)27
48" RUW20-7A(R)32



36" RUW21-1A(R)27
48" RUW21-1A(R)32



36" RUW21-18(R)27
48" RUW21-18(R)32




36" RUW21-4(R)27
48" RUW21-4(R)32



36" RUW21-7(R)27
48" RUW21-7(R)32



36" RUW34-(R)27
48" RUW34-(R)32



Ribs Included

• .375" thick vertical ribs, high quality UV resistant polyester/glass fiber "pultrusion"

REPLACE (R) WITH: **NON** -Non Ref Mesh • **HIA** - High Intensity Prismatic • **DG** - Diamond Grade Prismatic

SIGN STAND – ULTRA COMPACT WITHOUT SPRINGS


- Compact, lightweight and no spring design
- User friendly
- Stainless steel guide plate
 - Smooth clamping motion as sign is tightened to the stand
- Telescopic legs
 - 4 positive locking positions: vertical, normal & two for uneven terrain
- 350 approved
- Open Dimensions:
 - Minimum: 32" x 57"
 - Maximum: 49" x 94" (legs extended)



Part#
RUSS548UCRA

SIGN STAND – ULTRA COMPACT WITH SPRINGS

- Dual spring action ensures sign visibility and stability in high wind conditions
- Universal clamping systems
- Telescopic legs
 - 4 positive locking positions: Vertical, Normal & Two for Uneven Terrain
- 350 approved
- Open Dimensions:
 - Minimum: 31" x 60"
 - Maximum: 49" x 96" (legs extended)




Part#
RUSS548UCA

SQUARE SIGN POSTS

- 7/16" holes on 1" centers the full length of the post
- Mount signs back to back on all 4 sides
- Use alone or with a 3' base post to create a break-away system



POSTS	1 3/4" POSTS			2" X 2" POSTS		
	Part#	Size	Gauge	Part#	Size	Gauge
	SQ8	8'	14	SQ82	8'	14
	SQ10	10'	14	SQ102	10'	14
	SQ12	12'	14	SQ122	12'	14
	SQ10-12	10'	12	SQ102-12	10'	12
	SQ12-12	12'	12	SQ122-12	12"	12
SQUARE POST ANCHORS -12 GAUGE	Part#	Size		Part#	Size	
	SQ3	3', 2" base		SQ32	3', 2 1/4" base	
	SQ30	30", 2" base		SQ302	30", 2 1/4" base	
				* SQ302.5	30", 2 1/2" base	
				*7 Gauge		
SLEEVES FOR SQUARE POST - 12 GAUGE	Part#	Size		Part#	Size	
	SQ18	18", 2 1/4"		SQ182	18", 2 1/2"	
CORNER BOLT	Part#	Size	Base	Part#	Size	
	VCB1682	1 3/4" x 2" x 2 1/4"	2"	VCB1683	5/16" x 18" x 2 1/2"	

SQUARE POST DRIVE RIVET

- 1" O.D. Aluminum
- Grip .205"-.330"
- Includes washer
- Attaches sign to square post

Part#
VCR221



CHANNEL POSTS

- Tapered on end for easy installation
- Punched full length
- 4', 6', 7' 1.12 posts are ideal for temporary applications or smaller signs
- 2# posts are ideal for permanent sign installation
- Painted green or hot-dipped galvanized finish



Part#	Size	Finish	WT/FT
UP-32	3'	Green	2.0
UP-3G	3'	Galvanized	1.12
UP-4	4'	Green	1.12
UP-6	6'	Green	1.12
UP-6G	6'	Galvanized	1.12
UP-62	6'	Green	2.0
UP-6G2	6'	Galvanized	2.0
UP-7	7'	Green	1.12
UP-7G	7'	Galvanized	1.12
UP-8	8'	Green	2.0
UP-8G	8'	Galvanized	2.0
UP-10	10'	Green	2.0
UP-10G	10'	Galvanized	2.0
UP-103	10'	Green	3.0
UP-10G3	10'	Galvanized	3.0
UP-12	12'	Green	2.0
UP-12G	12'	Galvanized	2.0
UP-123	12'	Green	3.0
UP-12G3	12'	Galvanized	3.0

10' and taller posts must ship motor freight

BREAK AWAY U-CHANNEL POSTS

- 2 lb/ft
- Posts break away at the stub upon impact
- Includes 3' base, top post and mounting hardware

Part#	Size	Finish
UP-8BP	8'	Green
UP-8BPG	8'	Galvanized
UP-10BP	10'	Green
UP-10BPG	10'	Galvanized

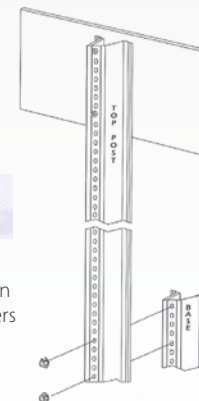
BREAK-AWAY POST HARDWARE

- Hardware for 1 post
- Includes:
 - 2 bolts and locking nuts
 - 2 washers
 - 4 square spacer nuts



Post between these 2 spacers

Part# FASBA



2 3/8" PIPE POST

- 2 3/8" O.D. Galvanized steel pipe
- 16 gauge
- .065 wall

Part#	Size
PP-8	8'
PP-1	10'
PP-2	12'

10' and taller posts must ship motor freight

Call for pricing for wedge and socket system for break away.



POST MOUNTING BASE

- 15" aluminum base
- Use with u-channel, square, and round posts
 - Must drill holes in round post and attach with bolts (*not included*)
- Mount permanently to a paved surface or for temporary use
- Attachment hardware for 4" stub included

Part#
IN81
Replacement stub:
IN81S



POST PULLER

- Use with u-channel, round and square posts

Part#
YE3000



PEDESTAL BASE & WHEEL

- Drilled for mounting: 12" x 18", 18" x 24" and 24" x 24" signs (*sign not included*)
- 4 ft pipe included

Part# Description
GP-4 14" cast iron base, 32 lbs
GP-5 18" cast iron base, 37 lbs



POST DRIVER

- Length: 65"
- Use with up to 3 lb u-channel, round and square posts
- One person can drive post up to 12'
- Barrel ID: 3 1/4"
- Weight: 38 lbs

Part#
NO8



DRIVE CAPS

Channel Post Drive Cap

- Fits 2 lb/ft posts, 8' and taller
- Protects top of post
- Makes driving post into the ground easier

Part# NO10



SQUARE POST DRIVE CAP

- Fits 2" post
- Protects top when driving

Part# NO11



GP-4 PEDESTAL BASE WHEEL

- Wheel connects to pedestal base using nuts and bolts (included)
- Black finish to match stanchions
- Weight: 3 lbs
- Makes movement of GP-4 base easy

Part# GPWHEEL




POST CAPS

DECORATIVE PYRAMID

- Covers square post

Part# Post Size
SCC134 1 3/4"
SCC2 2"



ACORN POST CAP

- Covers 2 3/8" round pipe post

Part# CPC250



FLAT POST CAP

- Covers 2 3/8" round pipe post
- Set screws included

Part# EC-2



BANDING TOOLS • SUPPLIES

BANDING TOOL



Part# BT100

STAINLESS STEEL WING SEALS



- 3/4"
- 100 per box

Part# BT109

STAINLESS STEEL STRAPPING



- .015
- 200' per roll

Part# BT106

STAINLESS STEEL BRACKETS



- 3/4" • 50 per box
- Includes nuts, bolts, and washers

Part# BT102

ONE WAY BOLT

- 2" x 5/16"
- Easy installation
- Makes removal by vandals difficult
- Use with Break Away Nut (BAN516)
- Sold as 1 bolt



Part#
BOW2

BREAK AWAY NUT

- 5/16"
- Use wrench to tighten nut
- When nut is tight, twist firmly until hex head breaks off, leaving the vandal-proof nut secure
- Sold as 1 nut



Part#
BAN516

CARRIAGE BOLT & HEX NUT

- 5/16" - 18" x 2 1/2"
- Can also use bolt with breakaway nut
- Sold in box of 25 pcs.



Part#
FASN516212C

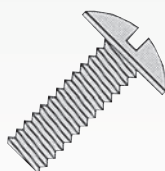
MACHINE SCREW & HEX NUT

- 5/16" - 18" x 1" slotted truss head
- Zinc coated
- Mount signs to GP-4 and GP-5 pedestal bases
- Box of 25 pcs

Part#
FASN5161

- 5/16" - 18" x 2 1/2" slotted truss head
- Zinc coated
- Mount signs to GP-4 and GP-5 pedestal bases
- Box of 25 pcs

Part#
FASN516212

**NUT & BOLT**

- 2 1/2" x 5/16"
- Zinc coated
- Includes one nut and one bolt

Part#
NB-11

**THEFT-RESISTANT NUT & BOLT**

- 2" x 5/16"
- Use on aluminum signs only
- Includes 1 nut and bolt
- NB-20 wrench required for installation

Part#
NB-12

**T-HANDLE WRENCH**

- To install 5/16" set screws



Part#
T100

MOUNTING WRENCH

- Used for mounting NB-12 theft resistant nuts and bolts



Part#
NB-20

SIGN-SAVING WASHER

- Install between sign & u-channel post
- Helps prevent warping & buckling

Part#
MW-10

**TAMPER-RESISTANT SET SCREWS**

- 5/16" - 18 x 5/16"
- Use on street name sign brackets
- Purchase T-Handle Wrench for installation
- Sold in bag of 100



Part#
FASB38516T

SET SCREWS

- 5/16" - 18 x 3/8"
- Use on street name sign brackets
- Sold in bag of 100



Part#
FASB38516

ADJUSTABLE BAND BRACKET & ACCESSORIES

ADJUSTABLE BAND BRACKET

- Fit posts 4" - 12" in diameter
- Includes all pieces to mount one sign

Part#
AB-10



ADDITIONAL BRACKETS

- Attach signs back to back
- 2 brackets needed for a set

Part#
AB10BRACKET

ADDITIONAL STRAPS

- 9/16" x 47" long
- .023 stainless steel

Part#
SS4STRAP



"U" BRACKETS

- Temporarily attach a substrate to a post or wall
- Use on MDO, Whitewood, MAX-metal, Alumacorr and more

Part#	Size
UB1000	1/4"
UB2000	1/2"



CENTER BRACKETS

- Center brackets for increased stability of your substrate

Part#	Size
UB3000	1/4"
UB4000	1/2"



SIGN LINK

- Centered hole is pre-threaded 5/16"
- Nylon
- Install signs on chain link fence or use on a U Channel post
- Includes nylon link and 5/16" screw

Part#
SIGN LINK



CHAIN LINK BRACKETS

- 1 1/2" wide
- Made of .080 aluminum
- Secure signs to a chain link fence with this rust-proof bracket
- Nuts and bolts sold separately

Part#	Sign Height
FB12	12"
FB18	18"
FB24	24"



ADJUSTABLE CHEVRON BRACKETS

- Signs can be adjusted to a desired angle after the sign post has been driven
- Position of the sign post itself is no longer critical
- Bracket allows signs to be seen from both directions
- Holds 12" x 18" and 18" x 24" signs

Part#
CB1



S-HOOK

- 2" x .148
- Zinc coated
- Sold in box of 20 pcs

Part#
130S9



WING BRACKETS

- Straps or bolts to side of wall or pole
- Use for flat or extruded street name sign
- Includes setscrews



Part#	Size	Blank Size
METRO WING #8	14" x 8 1/4"	6" Street Signs
METRO WING 800	24" x 8 3/4"	9" Street Signs

Metro Wing 800 now a one piece bracket

- Size: 4 1/4" x 2 1/2", 1/8" slot, 1/2" deep
- Mount to wood or metal post
- Use for flat or extruded signs

Part#
WING #4



- Straps or bolts to side of wall or pole
- Includes 2 nuts and bolts

Part#	Size
BWB12	12"
BWB18	18"
BWB24	24"



2³/₈" OD PIPE POST BRACKETS

HEAVY DUTY STREET NAME SIGN BRACKETS

Part#	Blade Type	Slot Length
BA7	Extruded	5½"
BA712	Extruded	12"
BA8	Flat	5½"
BA812	Flat	12"



BA7 / 8

BA712 / 812

HEAVY DUTY SIDE MOUNT BRACKET

- Heavy duty aluminum
- No exposed bolts
- Includes 2 u-bolts, 4 hex nuts, 4 split lock washers and 2 sign mounting bolts



Part# PPB-15

ECONOMY STREET NAME SIGN BRACKET

Part#	Blade Type	Slot Length
BA3	Flat	3¾"



BA3

SIDE MOUNT BRACKETS

- Includes mounting hardware

Part#	Description
PPB-12	Mounts 1 sign
PPB-13	Mounts 2 signs, back to back



PPB-12

PPB-13

STREET NAME SIGN CROSS PIECE BRACKETS

HEAVY DUTY FIXED CROSS PIECE BRACKETS

Part#	Blade Type	Slot Length
BA7A	Extruded	5½"
BA7A12	Extruded	12"
BA8A	Flat	5½"
BA8A12	Flat	12"



BA7A / 8A



BA7A12 / 8A12

ECONOMY FIXED CROSS PIECE BRACKET

Part#	Blade Type	Slot Length
BA390	Flat	3¾"



BA390

ADJUSTABLE CROSS PIECE BRACKETS

- Use to mount signs at 45° angle or parallel to one another

Part#	Blade Type
UNIV 457F	Flat
UNIV 457X	Extruded



UNIV 457F / X

U-CHANNEL POST BRACKETS

HEAVY DUTY STREET NAME SIGN BRACKETS

- Flat slot width: 3/16"
- Extruded slot width: ¼"



BA180F / 180X

BA90F / 90X

Part#	Blade Type	Slot Length	Mount Degree
BA180F	Flat	5½"	180°
BA180F12	Flat	12"	180°
BA90F	Flat	5½"	90°
BA90F12	Flat	12"	90°
BA180X	Extruded	5½"	180°
BA180X12	Extruded	12"	180°
BA90X	Extruded	5½"	90°
BA90X12	Extruded	12"	180°

ECONOMY STREET NAME SIGN BRACKET

Part#	Blade Type	Slot Length
BA1	Flat	3¾"



BA1

SQUARE POST BRACKETS

1¾" SQUARE POST STREET NAME SIGN BRACKETS

Part#	Blade Type	Slot Length
134SQF	Flat	5½"
134SQF12	Flat	12"
134SQX	Extruded	5½"
134SQX12	Extruded	12"



134SQF / SQX



134SQF12 / X12

2" SQUARE POST STREET NAME SIGN BRACKETS

Part#	Blade Type	Slot Length
2SQF	Flat	5½"
2SQF12	Flat	12"
2SQX	Extruded	5½"
2SQX12	Extruded	12"



2SQF / X



2SQF12 / X12

4" X 4" WOODEN POST BRACKETS

STREET NAME SIGN BRACKETS

Part#	Blade Type
827F	Flat
827X	Extruded



827F / X

TOP FINIAL NUTS

- Decorative finial nuts for the top of street name signs
- Color matches that of mounting brackets

Part#	Blade Type
317F	Flat
317X	Extruded



317F / X

PICASSO BANNER STAND

- Economy single-sided retractable banner stand, aluminum
- Visible banner size: 33.5" x 79"
- Design banner with 1" leader on top and 4" leader on bottom
- Top swing out stabilizing feet
- Clip top rail, tape-in bottom rail
- Light duty use
- Carrying case included



Part#
BSERU1

VAN GOGH BANNER STAND

- Premium double-sided retractable banner stand, aluminum
- Visible banner size: 33.5" x 79"
- Design banner with 1" leader on top and 4" leader on bottom
- Telescoping pole
- Clip top rail, tape-in bottom rail
- Carrying case included



Part#
BSPRU2

MONET BANNER STAND

- Economy double-sided retractable banner stand, aluminum
- Visible banner size: 33.5" x 79"
- Design banner with 1" leader on top and 4" leader on bottom
- One large swing out stabilizing foot
- Poles store inside stand body
- Clip top rail, tape-in bottom rail
- Carrying case included



Part#
BSERU2

DALI BANNER STAND

- X banner stand, black
- Banner size: 24" x 63"
- Place grommets 1" from corners
- #2 grommets recommended
- Carrying case included



Part#
BSX1

MATISSE BANNER STAND

- Premium single-sided retractable banner stand, aluminum
- Visible banner size: 33.5" x 90"
- Design banner with 1" leader on top and 4" leader on bottom
- Easy print change system with tension knobs
- Telescoping pole
- Clip top rail
- Bottom rail with slide-in strip (pre-adhesive)
- Carrying case included



Part#
BSPRU1

O'KEEFE BANNER STAND

- Adjustable X banner stand, black
- Converts 24" x 63" up to 32" x 71"
- Place grommets 1" from corners
- #2 grommets recommended
- Carrying case included



Part#
BASX1

DA VINCI BANNER STAND

- Economy L banner stand, black
- Clip top and bottom rails
- Carrying case included



Part#
BSEL1
BSEL2

REMBRANDT MINI BANNER STAND

- Mini desktop single-sided retractable banner stand, aluminum
- 12" x 17"
- Clip top rail
- Tape-in bottom rail



Part#
BSMRU1

MICHELANGELO BANNER STAND

- L banner stand, aluminum
- 31.5" x 72"
- Clip top and bottom rails
- Carrying case included



Part#
BSPL1

DE GOYA BANNER STAND

- Single or double-sided display, aluminum
- 24" x 71"
- Clip top and bottom rails
- Carrying case included



Part#
BSPD2

POLLOCK FLYING BANNER STAND

- Outdoor flying banner, black
- Spike inserts into ground
- Made to rotate 360°
- Accepts teardrop or bowhead shapes
- Carrying case included



Part#
BSPF1

KAHLO FLYING BANNER STAND

- Outdoor flying banner, black
- 30" steel cross base
- Made to rotate 360°
- Accepts teardrop or bowhead shapes
- Carrying case included




Part#
BSPF2

PLASTIC SLIDE-IN STRIP

- 33" pre-adhesive plastic strip
- Use with Matisse banner stand, part # BSPRU1
- 5/package

Part#
BSPRU1PS



WATER WEIGHT

- Use with Kahlo flying banner stand, part # BSPF2
- Keeps banner stand in place

Part#
BSPF2WW



CLASSIC BANNER STAND

- Adjustable height from 36" - 96"
- Accepts hemmed banners on one or both sides
- Quantity 4 1/2" diameter bars for mounting, banners included
- Available in black and silver

Part#	Max Width	Base Size	Color
BN-2S	24"	12"	Silver
BN-3S	36"	16"	Silver
BN-2BK	24"	12"	Black



LARGE FORMAT BANNER STAND

- Adjustable height from 36" - 96"
- 1 1/8" top and bottom crossbars hold hemmed banner
- Includes two 3" x 16" bases
- Black in color

Part#	Width	Weight
BN-4BK	30" - 48"	11 lbs
BN-5BK	48" - 96"	12 lbs

CANVAS CARRYING CASE

Part# EBG-6

BN-5BK 12' X 12' EXTENSION KIT

Part# BN-5C2



MERCURY™ RETRACTABLE BANNER STAND

- Adjustable up to 96" high
- Durable aluminum
- Holds banners up to 36" wide
- Black in color and includes carry bag

Part#
RY-1BK



ULTRA UB BANNER STAND

- Adjustable height from 42" - 96"
- Spring-loaded back leg ensures graphic tension
- Attach banner with included hook and loop
- Black in color

Part#	Max Banner Width
UB5-24BK	24"
UB5-36BK	36"



BANNER ACCESSORIES

BANNER MOUNTING KITS

- Cast aluminum bases and 3/4" fiberglass pole
- Mount banners from one or both sides of a pole
- Outdoor durable, will flex in strong winds
- Fits up to 12" diameter pole

SINGLE BANNER KITS

Part#	Banner Width
BKS18	18"
BKS24	24"
BKS30	30"
BKS36	36"
BKS42	42"



ADDITIONAL STRAPS

Part#	Size
SS4STRAP	1/2" x 47"



DOUBLE BANNER KITS

Part#	Banner Width
BKD18	18"
BKD24	24"
BKD30	30"
BKD36	36"
BKD42	42"



Economy Stakes - CORO11

- 9 gauge steel, zinc-plated
- 10" wide, 30" tall
- Prongs: 7 1/2" tall
- Use with 4 mil corrugated plastic signs

Part# CORO11



Economy Stakes - CORO21

- 9 gauge steel, zinc-plated
- 6" wide, 24" tall
- Prongs: 8" tall
- Use with 4 mil corrugated plastic signs

Part# CORO21



Economy Stakes - CORO31

- 9 gauge steel, zinc-plated
- 6" wide, 30" tall
- Prongs: 7 1/2" tall
- Use with 4 mil corrugated plastic signs

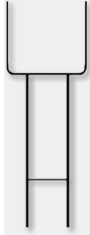
Part# CORO31



Economy Stakes - 882001

- 9 gauge steel, black finish
- 10" wide, 33 1/2" tall
- Prongs: 8 1/2" tall
- Use with 4 mil corrugated plastic signs

Part# 882001



Premier Stakes - CORO181

- 5/16" round base, zinc-plated
- 18" wide, 27" tall
- Prongs: 9" tall
- Use with 4 mil corrugated plastic signs


Part# CORO181



Premier Stakes - QuickFrame

- 9 gauge steel prongs, 5/16" round base, all zinc-plated
- 18" wide, 27" tall
- Prongs: 9" tall
- Use with 4 mil corrugated plastic signs

Part# QUICKFRAME



Heavy Stakes - CORO101

- 9 gauge steel, black finish
- 10" wide, 30" tall
- Prongs: 8 1/2" tall
- Use with 10 mil corrugated plastic signs

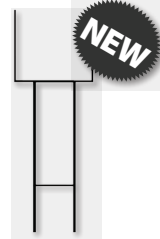
Part# CORO101



Heavy Stakes - CORO200

- 9 gauge, 1/4" round base
- 10" wide, 30" tall
- Prongs: 10" tall
- Use with 4 mil corrugated plastic signs

Part# CORO200



Half Stakes - CORO51

- 9 gauge steel, zinc-plated
- 10" wide, 15" tall
- Prongs: 7 1/2" tall
- Use with 4 mil corrugated plastic signs

Part# CORO51



Standard Stakes - CORO121

- 1/4" round base, zinc-plated
- 6" wide, 35" tall
- Prongs: 9" tall
- Use with 4 mil corrugated plastic signs

Part# CORO121



Whisker Stakes - CORO61

- 1/4" round base, zinc-plated
- 6" wide, 35" tall
- Prongs: 5" tall
- Use with 4 mil corrugated plastic signs

Part# CORO61



H-Frame

- 3/4" angle iron, black finish
- 6" rider below main panel
- Overall height: 42"

Part# Main Panel Size
HR1824V 18" x 24"
HR2820I 28" x 20"



Slide-in H-Frame

- 3/4" angle iron, black finish
- 6" rider below main panel
- Holds up to 1/4" substrate
- Overall height: 42"

Part# Main Panel Size
HR2418SI 24" x 18"
HR3624SI 36" x 24"




Double Rider H-Frame

- 3/4" angle iron, black finish
- 18" x 24" vertical main panel with a 6" rider above and below
- Holds up to 1/4" substrate
- Overall height: 46"



Double Rider Slide-in H-Frame

- 3/4" angle iron, black finish
- 24" x 18" main panel with a 6" rider above and below
- Holds up to 1/4" substrate
- Overall height: 45"



Banjo Frame

- 1/2" round iron, black powder coated
- Overall height: 47"



LITERATURE HOLDER

- 9 1/4" x 13" x 2" deep
- Holds 8 1/2" x 11" paper
- Holes in back
- Includes two wood screws



Part#
LH8511

CLIPS

- 1/2" wide x 1" long
- Mounting clips for real estate frames
- Box of 25 pcs



Part#
CLIP1

SIGN BLANKS

- .040 aluminum, white on both sides
- Square corners and mounting holes when applicable

Part#	Size	Holes
AB24640F	24" x 6"	2
AB282040F	28" x 20"	4
AB36640F	36" x 6"	2
AB182440F	24" x 18"	4
AB28640F	28" x 6"	2
AB243640F	36" x 24"	4
AB24640S	24" x 6"	0
AB182440S	24" x 18"	0
AB243640S	36" x 24"	0

Sign blanks are excluded from Sweet Saver Shipping

NUTS & BOLTS

- 1/4" - 20 x 3/4" truss head machine screw & hex nut
- Mount blanks to real estate frames or stakes
- Box of 25 pcs

Part#
FASN1434

PLASTIC REAL ESTATE FRAMES

HEAVY DUTY PLASTIC H-FRAME

- High-grade engineered polyethylene
- 6" rider below main panel
- Slide and fit design eliminates need for bolting
- Hammer and push feature for easy installation
- Overall height: 45 3/4"



Part#	Description
HR2418IMP	White Frame
HR2418IMPBK	Black Frame

SINGLE ARM SIGN POST

- Post: 4" x 4" x 60" tall
- Constructed from rigid white vinyl
- Arm: 2" x 3 1/2" x 40" long
- Easy to assemble: drive stake into ground, slide post over stake and hang your sign
- Includes hardware for mounting sign
- 32" of hanging space
- Sign blank not included



Part#
REPW

STANDARD SIGN FRAME**

- Post: 4" x 4" x 96" tall
- Constructed from rigid white vinyl
- Rails: 4" x 3 1/4" x 103 1/2" long
- Includes hardware and standard post caps
- Standard sign size: 4' x 8' x 1/4" substrate
- Sign panel not included

Custom sizes are available.

Please call for pricing.

Part#
SF4886MM



** Must ship motor freight and is excluded from Sweet Saver Shipping

SIGN STAKES

T-BAR STAKES

- 3/4" angle iron, black finish
- Overall height: 42"
- 4 mounting holes: 2 in stake, 2 in steel cross bar
 - Stake - first hole is 11" from the tip of the stake, second hole is 6" below the first hole
 - Steel Cross Bar - one hole inset 1/2" at each end of the steel cross bar
- 8" wide welded foot push, inset 10 1/2" from bottom of stake and steel cross bar



Part# TBS421

SIGN STAKES

- 3/4" angle iron, black finish
- 6 staggered mounting holes down the center of the stake
- 8" wide-welded foot push, inset 10 1/2" from bottom of the stake

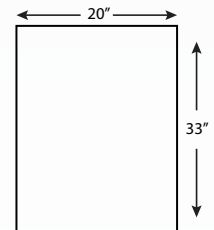
Part#	Size
SS4I	4'
SS5I	5'



U-FRAMES

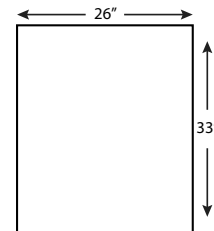
ECONOMY U-FRAME UF20

- 9 gauge steel, zinc-plated
- 20" wide, 33" tall



ECONOMY U-FRAME UF26

- 9 gauge steel, zinc-plated
- 26" wide, 33" tall



CORRUGATED PLASTIC PRINTED SIGNS

- 4 mm
- Size: 24" x 18"
- Order with your custom legend
- Print on one or both sides
- Nine standard color choices available
- Screen printed on corrugated plastic blanks
- Send file or we can produce a layout for you
- Send your custom quote request to: quotes@grimco.com

Part#	Description
CP1S1C	1 Side /1 Color
CP2S1C	2 Side/1 Color
CP1S2C	1 Side/2 Color
CP2S2C	2 Side/2 Color



Due To The Printing Process Colors May Not Be 100% Accurate

CORRUGATED PLASTIC SHAPE SIGNS

- 4 mm
- Ready for lettering
- Available in:
 - White-W, Red-R, Yellow-Y, except when noted
- Lightweight and easy to install
- In stock and ready to ship
- Mix colors and shapes for quantity discounts


Part#	Description	Size
CPSB*	Starburst	23" x 17"
CPHO*	House	23" x 16"
CPAR*	Arrow	23" x 15"
CPCI*	Circle	17" Diameter
CPCIR22	Circle	22" Diameter
CPSSR	Octagon	17" x 17"
CPFHW	Football Helmet	16" x 20"
CPMW	Megaphone	21" x 16"

For color choice when ordering replace * in the part# with W, R or Y


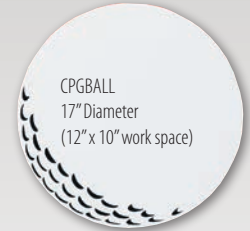
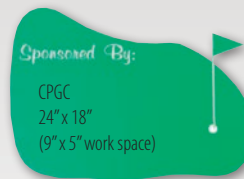


PRE-PRINTED CORRUGATED PLASTIC GOLF SIGNS

- 4 mm
- Printed one side only
- Ready for lettering
- Lightweight and easy to install
- Mix signs for quantity discounts



Part#	Size	Description
CPGC	24" x 18"	Golf Cart Sign
CPGB	22" Diameter	Golf Ball Sign
CPGBALL	17" Diameter	Golf Ball Sign
CPGM	18" x 12"	Golfer Sign
CPGG	22" x 16"	Golf Green Sign



PRE-PRINTED CORRUGATED PLASTIC SPORT SIGNS

- 4 mm
- Printed one side only
- Mix signs for quantity discounts


Part#	Description
CPFBALL	Football
CPSBALL	Soccer Ball
CPBBALL	Basketball
CPBABALL	Baseball



RIDER PINS

- Use to attach two corrugated plastic signs
- Bag of 12 rider pins

Part# RP12





All Products are...

- 100% made in the USA
- Manufactured from recycled structural plastic
- Lightweight for reduced shipping costs

USA STEP FRAME

- Black plastic frame
- 24" X 18" sign panel
- Accepts aluminum or corrugated plastic
- No fasteners required, slide sign into place

Part# USA-SF01



USA X STAKE

- 9 gauge steel prongs, top & bottom
- Black plastic X-shaped body
- Accepts 4 mm corrugated plastic signs
- Steel prongs help prevent snapping in windy conditions


Part# USA-XF01



USA SPIDER STAKE

- Black plastic stake
- Accepts 4 mm corrugated plastic signs
- Replacement for standard wire H-stake
- Penetrates hard ground with ease

Part# USA-SS01



USA HOT DOG STAND

- Black plastic table top stand
- 8" wide x 2" deep
- Accepts 4 mm corrugated plastic
- Supports smaller version of corrugated plastic and cardboard signs
- Indoor table and countertop use

Part# USA-HDS01



USA STANDARD A1A FRAME

- Black plastic frame
- Standard 18" x 24" and 24" x 24" signs
- Accepts 4 mm and 6 mm panels
- Maximum panel width is 36"
- Use with corrugated plastic, foam boards or PVC

Part# USA-A1AF01



SIGNICADE DELUXE

- Plastic, double-sided sign stand
- Sign face regress: 24" x 36"
- "Quick Change" feature allows sign to slide in and out easily
- "Stay Tabs" assure sign stays securely in place
- Overall height: 45"

**PLASTICADE**

Part# Color
140NS White
140NSBK Black

SIGNICADE

- Plastic, double-sided sign stand
- Sign face regress: 24" x 36"
- Works with vinyl letters (surface prep required), metal and plastic sign blanks
- Screw in feature, part # W205 pg. 99, allows changeable sign face
- Overall height: 45"

**PLASTICADE**

Part# Color
130NS White
130NSY Yellow

SIMPO SIGN II

- Plastic, double-sided sign stand
- Sign face regress: 22" x 28"
- Works with all sign blanks including corrugated plastic and thin aluminum
- Slide blanks up and in, no bolts required
- Overall height: 36"

**PLASTICADE**

Part# Color
120 White
120BK Black

SIMPO SQUARE 24

- Plastic, double-sided sign stand
- Sign face regress: 24" x 24"
- "Quick Change" feature allows signs to slide in and out easily
- "Stay Tabs" assure signs stay securely in place
- Grabber Hinges hold a sign rider
- Overall height: 32.3"

**PLASTICADE**

Part# Color
1240W White
1240BK Black

SQUARECADE

- Plastic, double-sided sign stand
- Sign face regress: 24" x 24"
- Works with vinyl letters (surface prep required), metal, and plastic sign blanks
- Screw in feature, part # W205 pg. 99, allows changeable sign face
- Overall height: 36"

**PLASTICADE**

Part# Color
136NSW White
136NSY Yellow

ECONO CLASSIC

- Plastic, double-sided sign stand
- Sign face regress: 24" x 36"
- Works with corrugated plastic, foamboard, acrylic or aluminum sign blanks up to 3/16" thick
- Easily slide signs in and out, no bolting required
- Overall height: 42 3/4"

**PLASTICADE**

Part#
1230

MINICADE

- Plastic, double-sided sign stand
- Sign face: 12" x 24"
- Works with vinyl letters (surface prep required), metal, and plastic sign blanks
- Screw in feature, part # W205 allows changeable sign face
- Overall height: 36"

**PLASTICADE**

Part#
155

QUIK SIGN

- Holds 18" x 24" signs
- Dimensions: 30.5" x 26" x 2"
- Works with nearly all substrates 3/16" thick or less
- Patented "Quick-Change" Feature

NEW**PLASTICADE**

Part#
1200

MARQUEE

- Plastic, double-sided sign stand
- Sign face regress: 24 3/16" x 36 1/16"
- Works with vinyl letters (surface prep required), metal and plastic sign blanks
- Screw in feature, part # W205 allows changeable sign face
- Overall height: 41"
- Sold in packs of 2

**PLASTICADE**

Part# Color
2300BK Black
2300G Green
2300R Red
2300B Blue

MESSAGE BOARD KIT

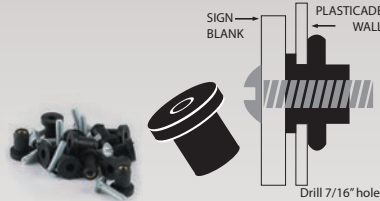
- Turns Signicade or Marquee, pg. 98, into a changeable message board
- Includes:
 - 2 boards with tracks permanently attached
 - 350 letters and numbers, "Sale" and "Special" headers
 - Hardware for attaching boards



Part#	Description
131MK	350 letterset/panel

WELL-NUTS & BOLTS

- Tighten screw into plastic sign and insert expands
- Creates a permanent screw receptacle allowing user to easily change signs
- Sold in packs of 20

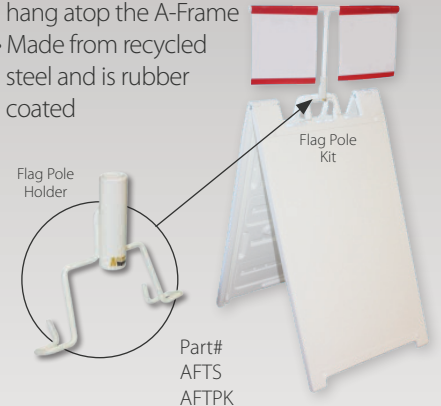


Part#	Description
W20S	Pkg of 20 Well-nuts & bolts

A-FRAME TOPPER

For Use With Signacades

- Attaches to Signacade handle and allows flags to hang atop the A-Frame
- Made from recycled steel and is rubber coated



Part#	Description
AFTS	Flag Pole Holder
AFTPK	Flag Pole Kit

WIND RESISTANT SIGN STANDS

WIND SIGN II - "QUICK CHANGE"

- Plastic, double-sided sign stand
- Sign face regress: 24" x 36"
- "Quick Change" feature allows signs to slide in and out easily
- "Stay Tabs" assure sign stays securely in place
- Coil springs resist strong winds and return sign to upright position
- All plastic base, with two built-in wheels



Part# WS1810*

WIND SIGN II - "SNAP FRAME"

- Plastic, double-sided sign stand
- Sign face regress: 24" x 36"
- Snap open, place graphics, snap close
- Satin aluminum frame and PVC clear protective cover
- Coil springs resist strong winds and return sign to upright position
- All plastic base, with two built-in wheels



Part# WS8966*

WIND SIGN DELUXE - "QUICK CHANGE"

- Plastic, double-sided sign stand
- Sign face regress: 28" x 44"
- "Quick Change" feature allows signs to slide in and out easily
- "Stay Tabs" assure sign stays securely in place
- Coil springs resist strong winds and return sign to upright position
- All plastic base, with two built-in wheels



Part# WS1833*

WIND SIGN DELUXE - "SNAP FRAME"

- Plastic, double-sided sign stand
- Sign face regress: 28" x 44"
- Snap open, place graphics, snap close
- Satin aluminum frame and PVC clear protective cover
- Coil springs resist strong winds and return sign to upright position
- All plastic base, with two built-in wheels



Part# WS8977

FLEX STAND

- Legs made of 1" square tubing
- 2 sizes available, includes .040 aluminum blank with protective trim
- Withstands high winds, springs back into place
- Overall height: 40"

Part#	Description
ST2436BB*	Stand w/white 24" x 36" blank
ST3036BB*	Stand w/white 30" x 36" blank

Part# ST3036BB not as depicted, similar sign face mounted on 4-1" square legs with rubber feet



Flex Stand

FLEX SIGN FRAME

- 1 1/2" steel tubing legs, frame is coated with a black rust-proof finish
- Holds 24" x 36" sign, up to 1/4" thick
- Coil springs attach base to frame
- Tested in up to 60 mph winds
- Overall height: 46 3/4"



Part#	Description
CFAB2436	Stand only
CFAB2436BB	Stand w/white 24" x 36" blank

WIND SPINNER SIGN

- Steel frame, black powder-coated finish
- Holds 18" x 30" sign, up to 1/2" thick
- Sign face spins in the wind
- Ground pegs extend 15" to help secure the unit
- Overall height: 39 3/4"
- Legs extend 15" from the center



Part#
W1836

SWINGING SIGN STANDS

SIDEWALK STAND

- 1/2" angle iron, black powder-coated finish
- .080 white powder-coated aluminum blank: 16" x 24"
- Includes "S" hooks
- Holes are on 12" centers
- Overall height: 32"



Part#	Description
AV1	18" x 32" sign stand only
AV1BB	Stand w/white 16" x 24" blank
AV1BO	16" x 24" white blank only

SIDEWALK FRAME

- 1/2" angle iron A-Frame, black-powder coated finish
- .080 white powder-coated aluminum blank: 24" x 30"
- Includes "S" hooks
- Holes are on 15 3/4" centers
- Overall height: 37"



Part#	Description
AV5*	28" x 37" sign stand only
AV5BB*	Stand w/white 24" x 30" blank
AV5BO	24" x 30" white blank only

PROMO FRAMES

- Holds graphics 29" x 36"
- 48" lightweight steel tube frame
- Locks in open position
- Easy assembly & knock down



Part#	Color
PFWHT	White
PFBK	Black

SWING PRO SIGN FRAME

- Sign frame that can be mounted to square or round poles
- Ideal for 24" x 48" signs
- Allows sign blank to swing in the wind
- Sign is visible from both sides
- Ideal for use with coro and MAX-metal blanks
- Includes 2 hinge assemblies with elevation rings, aluminum L-tube and 2 brushed stainless steel mounting straps



Part#	Color
SP24	Silver

**SWINGER®
WHITE**

- Grabs attention with swinging motion
- Rust proof
- Durable and stable in windy conditions
- 24" x 36" sign face



Part# SWGR4G

ROLLING SWINGER® NEW

- Grabs Attention with Swinging Motion
- Added Recessed Wheels to base and Swing out handle
- 24" x 36" Sign face



Part# RSWGR4G

SPRINGER®


- Galvanized steel springs for long use
- Change sign face in seconds
- Two-sided
- 24" x 36" sign face



Part# SPG

TIP 'N ROLL®

- Grab the handle, tip and roll!
- Highly portable
- Equipped with non-slip feet
- 24" x 42" sign face



Part# TNR-R4G-1

**READY 4 GRAPHICS™
SIGNS**

- Blank sign face
- Ready for your own graphics
- Two-sided
- Perfect for digital or vinyl

**STANDARD MESSAGE
BOARD SIGNS**

- Letter tracks both sides
- 314 - 4" changeable letters & numbers
- Two-sided
- Up to 7 lines



Part# SPGSS



Part# RSPGSS



Part# SPGMB



Part# TNRMB

**DELUXE MESSAGE
BOARD SIGNS**

- Letter tracks both sides
- Two-sided
- 314 - 4" letters & numbers
- 22 - 8" numbers with % sign
- 2 headers



Part# SWGDLXMB



Part# RSWGDLXMB



Part# SPGDLXMB



Part# TNR-DLXMB-1

TIP 'N ROLL PORTABLE POLE



- 48" Heavy Duty, 2" Diameter Pole
- 24" Technopolymer Wheellee base
- Built-in EZ Grip Nylon handle
- Accommodates Stock Signs from 9" x 12" to 24" x 24"
- Single or double sided mounting option



FOLDING FRAMES

- 1" angle iron, black finish
- Panels slide in, no nuts or bolts required
- Folds flat and has carrying handle for easy portability
- Overall height: 30"
- Sign blank *(not included)*

Part#	Size
FF2418SB	24" x 18"

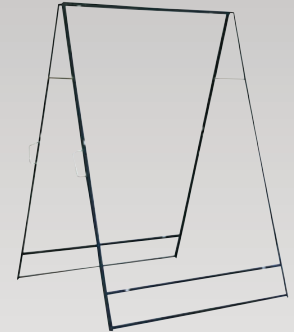
- 3/4" angle iron, black finish
- Hardware required for mounting sign
- Folds flat and has carrying handle for easy portability

Part#	Size
FF2418	24"w x 18"h Horizontal
FF2436	24"w x 36"h Vertical
FF3624*	36"w x 24"h Horizontal



LARGE SIDEWALK FOLDING FRAME

- 3/4" angle iron, black finish
- Hardware required for mounting sign
- Folds flat and has carrying handle for easy portability
- Overall height: 54"
- Standard sign size: 36" x 48"



Part#	Description
F4836A100	Stand w/o sign blanks
F4836A100BB	Stand w/ (2) blanks
F4836A100BO	36" x 48" white blank


SCROLL BRACKETS WITH WHITE POWDER-COATED .080 ALUMINUM BLANKS



SC24

- 24" long bracket
- Holes on 10 1/4" centers
- 18" x 12" blanks
- Includes "S" hooks for mounting sign
- Bracket can bolt or strap to wall


Part#	Description
SC24	24" Scroll Bracket
SC24BO	18" x 12" White Blank
SC24BB	Bracket & Blank



SC36

- 36" long bracket
- Holes on 21 3/4" centers
- 24" x 18" blanks
- Includes "S" hooks for mounting sign
- Bracket can bolt or strap to wall

Part#	Description
SC36	36" Scroll Bracket
SC36BO	24" x 18" White Blank
SC36BB	Bracket & Blank



SC48

- 48" long bracket
- Holes on 23" centers
- 36" x 24" blanks
- Includes "S" hooks for mounting sign
- Bracket can bolt or strap to wall

Part#	Description
SC48	48" Scroll Bracket
SC48BO	36" x 24" White Blank
SC48BB	Bracket & Blank

DELUXE SCROLL BRACKETS WITH WHITE POWDER-COATED .080 ALUMINUM BLANKS

- 53" long bracket
- Holes on 30" centers
- 36" x 24" blanks
- Heavy duty decorative bar and eyelets for holding heavier materials
- Bracket can bolt or strap to wall
- Includes "S" hooks for mounting sign


Part#	Description
DS53	53" Scroll Bracket
DS53BO	36" x 24" White Blank
DS53BB	Bracket & Blank



Deluxe Bracket Detail

- 41" long bracket
- Holes on 22" centers
- 30" x 24" blanks
- Heavy duty decorative bar and eyelets for holding heavier materials
- Bracket can bolt or strap to wall
- Includes "S" hooks for mounting sign

Part#	Description
DS41	41" Scroll Bracket
DS41BO	30" x 24" White Blank
DS41BB	Bracket & Blank



DS41

QUICK LINKS

- 1/8" diameter, black powder-coated
- Used to attach sign blanks to chains
- Sold in a pair

Part# QL018



RUBBER COATED SIGN HANGERS

- 1/2" wide, stainless steel and rubber-coated
- Used for suspending sign blank from a scroll bracket
- Clasps around both sides of the sign for extra support

Part# SSH



GOLD INDOOR PEDESTAL BASE

- 11" round base with $\frac{7}{8}$ " round post
- Holds 14" x 11" inserts, slot is $\frac{5}{16}$ " wide
- Overall height: 47"

Part#	Description
SF4SRX	Holds 14" x 11" signs

**SINGLE STEM SIGN FRAME**

- Double-sided, aluminum alloy frame
- 16" contoured steel base
- Holds 22" x 28" sign, up to $\frac{1}{4}$ " thick
- Overall height: 60"

Part#	
LF128S	

**BLACK INDOOR PEDESTAL BASE**


- Aluminum
- 10" round base with $\frac{7}{8}$ " round post
- SF4 holds 14" x 11" inserts, slot is $\frac{5}{16}$ " wide
- SF8 holds 22" x 14" inserts
- Overall height: 47"

Part#	Description
SF4BIX	Holds 14" x 11" signs
SF8BIX	Holds 22" x 14" signs

**TWIN STEM SIGN FRAME**

- Double-sided, aluminum alloy mitered frame
- 12" x 14" base
- Holds 22" x 28" sign, up to $\frac{1}{4}$ " thick
- Overall height: 60"

Part#	Color
TO2412	Chrome
TO2412BK	Black

**BLACK FELT LETTER BOARD**

- Aluminum frame, pole and 15" base
- 56" tall
- Sign face is 24" x 18"
- Includes 290 $\frac{3}{4}$ " letterset

Part#	
UV1315A	

**BLACK FELT ADJUSTABLE LETTER BOARD**

- Aluminum frame and radius base
- Adjustable height from 36" - 66"
- Sign face is 18" x 14"
- Includes 290 $\frac{3}{4}$ " letterset

Part#	
UV1316EZ	

**POSTER HOLDER**

- Extruded aluminum
- 24" x 15", 1 $\frac{1}{2}$ " thick base
- Holds 22" x 28" sign, up to $\frac{1}{4}$ " thick
- Overall height: 63"

Part#	Color
2228S	Silver
2228BK	Black
2228BR	Gold



EASELS

EASEL BACKS

- Adhesive backed white single wing easels
- Made of 10 ply board
- 25/pack

Part#	Size
L3281233	3"
L3281234	5"
L3281230	7"
L3281231	9"
L3281232	12"
L3281235	15"

**DESKTOP EASEL**

- $\frac{1}{2}$ " aluminum legs with rubber tips
- Holds sign up to 24" tall
- Overall height: 19"

Part#	
152	

**ADJUSTABLE EASEL**

- $\frac{3}{4}$ " OD aluminum
- Adjustable height from 35" - 66"
- For floor and table top use
- Folds for easy storage

Part#	
350	



INDOOR/OUTDOOR ENCLOSED BULLETINS

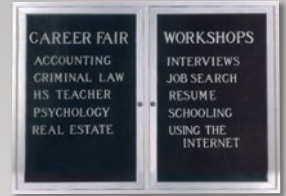
- Satin-anodized aluminum
- Shatter resistant acrylic window(s)
- Lockable door(s)
- Natural cork board
- Weather resistant, but not waterproof



Part#	Size	# of Doors
UV401	18" x 24" x 2"	1
UV402	24" x 36" x 2"	1
UV403-5	42" x 32" x 2"	2
UV404	48" x 36" x 2"	2

INDOOR/OUTDOOR ENCLOSED LETTERBOARDS

- Satin-anodized aluminum
- Black vinyl letterboards with weather-resistant backing
- Lockable frame with shatter-resistant acrylic windows
- Includes 290 quantity 3/4" letterset



Part#	Size	# of Doors
UV1166D	18" x 24" x 2"	1
UV1160D	24" x 36" x 2"	1
UV1160D-5*	42" x 32" x 2"	2
UV1161D*	48" x 36" x 2"	2

INDOOR SLIM STYLE BOARDS

- Satin anodized aluminum
- Shatter resistant acrylic door
- Exterior Depth: 1 13/16"
- Face Frame: 1 13/16"
- Includes 290 3/4" letterset



Part#	Size	Face Material
UVRDS23SB	24" x 36"	Corkboard
UVRDS23SL	24" x 36"	Black Letterboard

PLASTIC LETTERSETS

- High impact letters
- Precision molding and bottom balanced tabs
- White, Helvetica font
- Manufactured to fit any letterboard
- 432 pieces per set



Part#	Size
UV52308	3/4"
UV52309	1

CHANGEABLE LETTERSETS




- Letter 6" on 7" Tiles
- .060 Thickness
- Black with red numbers and symbols



Part#	Font Set
6BR-150	150 Count
6BR-300	300 Count

HIGH IMPACT LETTERBOARD

- Black frame
- Sign face is 22" x 28"
- Mounts vertically to any door or wall
- Includes OPEN/CLOSED sign
- Includes 290 3/4" letterset



Part#
UVH12228BK

WALL FRAME

INDOOR ECONOMY LETTERBOARDS


- Black plastic frame board
- Depth: 2"
- Lockable door and shatter resistant acrylic window
- Includes 290 3/4" Helvetica letterset



Part#	Size
UVTE1824BL	18" x 24"
UVTE2436BL	24" x 36"

SIGN FRAMES

- Plastic sign frame
- 8.5" x 11"
- Slide paper in through top slot
- Attach to wall with screws, velcro or double-sided foam tape
(not included)



Part#	Description
R11185	Horizontal
R18511	Vertical

6" X 9" RADIUS CORNER ADA PLAQUES

- High-impact styrene
- Pictograms, letters and braille are raised 1/32"
- Double-faced adhesive on the back
- Available colors:
 - White on Blue
 - Black on Taupe
 - White on Black
 - White on Light Gray

SUFFIX MEANING

- TP** = Taupe
- BK** = Black
- BU** = Blue**
- GR** = Light Gray**



6" x 9"
 09001TP
 09001BK
 09001BU
 09001GR



6" x 9"
 09002TP
 09002BK
 09002BU
 09002GR



6" x 9"
 09003TP
 09003BK
 09003BU
 09003GR




6" x 9"
 09004TP
 09004BK
 09004BU
 09004GR



6" x 9"
 09005TP
 09005BK
 09005BU
 09005GR



6" x 9"
 09017TP
 09017BK
 09017BU
 09017GR



6" x 9"
 09018TP
 09018BK
 09018BU
 09018GR




6" x 9"
 09006TP
 09006BK
 09006BU
 09006GR



6" x 9"
 09007TP
 09007BK
 09007BU
 09007GR



6" x 9"
 09010TP
 09010BK
 09010BU
 09010GR



6" x 9"
 09011TP
 09011BK
 09011BU
 09011GR



6" x 9"
 09015TP
 09015BK
 09015BU
 09015GR



6" x 9"
 09020TP
 09020BK
 09020BU
 09020GR



6" x 9"
 09019TP
 09019BK
 09019BU
 09019GR



6" X 3" SQUARE CORNER ADA PLAQUES

- High-impact styrene
- Pictograms, letters and braille are raised 1/32"
- Double-faced adhesive on the back
- Available colors:
 - White on Blue
 - Black on Almond
 - White on Black
 - Black on Light Gray

SUFFIX MEANING

- BK** = Black
- GR** = Light Gray**
- BU** = Blue**
- AL** = Almond



6" x 3"
 01002BK
 01002BU
 01002GR
 01002AL



6" x 3"
 01004BK
 01004BU
 01004GR
 01004AL



6" x 3"
 01006BK
 01006BU
 01006GR
 01006AL



6" x 3"
 01010BK
 01010BU
 01010GR
 01010AL



6" x 3"
 01011BK
 01011BU
 01011GR
 01011AL



6" x 3"
 01015BK
 01015BU
 01015GR
 01015AL



6" x 3"
 01019BK
 01019BU
 01019GR
 01019AL



6" x 3"
 01020BK
 01020BU
 01020GR
 01020AL



6" x 3"
 01021BK
 01021BU
 01021GR
 01021AL



6" x 3"
 01022BK
 01022BU
 01022GR
 01022AL



6" x 3"
 01023BK
 01023BU
 01023GR
 01023AL



6" x 3"
 01024BK
 01024BU
 01024GR
 01024AL



6" x 3"
 01025BK
 01025BU
 01025GR
 01025AL

** 6" x 9" and 6" x 3" Light Gray and Blue colors do not match

HEAVY DUTY PARKING LOT STENCILS

- 1/8" thick polyethylene
- Apply paint using spray equipment, brush or roller
- Made for easy clean up
- Lightweight, roll up (must ship via UPS)
- Call or fax for pricing on stencils with logos



- Priced per letter/number
- Order as individual characters or as a complete stencil
- 10% discount for complete alphabet

Part#	Size
CS01	1"
CS02	2"
CS03	3"
CS04	4"
CS06	6"
CS08	8"
CS10	10"
CS12	12"
CS18	18"
CS24	24"
CS30	30"
CS36	36"
HA1	38" x 44" Handicap Stencil
HA2	24" x 32" Handicap Stencil

REFLECTIVE WARNING STRIPE TAPE


- Self-adhesive reflective stripe tape
- Provides safety and visibility during night time and low light conditions
- Use indoors and outdoors



Part#	Size	Color
R3000TB2	2" x 30'	Black/Yellow
R4000RW2	2" x 30'	Red/White

REFLECTIVE PLASTIC BARRICADE

- Polyethylene legs and boards
- Top panel has 12" Engineer Grade reflective orange/white stripes
- 24" x 12" barricade
- Maintenance free and lightweight
- Can carry a 35 lb sandbag on front and back legs
- Molded hole and bolt protector design allows mounting of flashing light (not included)



Part# 101-T12-C8

TUBULAR MARKER POST

- 36" orange post
- 2-3" white hi-intensity, white reflective stripes
- 8" base can be affixed to ground with lag bolts or epoxy (not included)
- Can withstand speeds up to 55 mph



Part# FS753

REFLECTIVE HIGH VISIBILITY TAPE

- 5-7 year Engineer Grade Prismatic reflective marking tape
- Adheres to smooth, clean, dry surfaces
- Ideal for marking posts, barricades and more
- Available in:
 - White-W, Red-R, Yellow-Y

Part#	Size
RS130	1" x 30'
RS230	2" x 30'
RS330	3" x 30'
RS350W	3" x 50 yds



For color choice when ordering replace * in the part# with W, R, Y
RS350W available in white only

IMPACT RECOVERY POST

- Solid white plastic post
- 2 1/2" OD x 5' with 8" base
- Reactive spring allows post to give with impact
- Base designed for parking lot applications using bolts and epoxy (not included)
- Mount lightweight signs by drilling holes in post



Part# 2087391

**Quality
Service
Price**

www.EagleMediaInc.com